

Faculty Athletic Representative Annual Presentation

Jenna Jordan

jenna.jordan@inta.gatech.edu

Associate Professor and Associate Chair
Sam Nunn School of International Affairs

Presented to the Faculty
November 2022

Points of Pride

- In 2021-22, Georgia Tech athletics finished No. 68 nationally in the Directors' Cup, college athletics' most widely recognized all-sports rankings. Tech was one of only six institutions ranked among the top 70 in the 2021-22 Directors' Cup standings that fields as few as 17 teams. Prior to finishing No. 68 in 2021-22, No. 44 in 2020-21 and No. 66 in 2018-19, Georgia Tech had not finished in the top 70 in the Directors' Cup standings since 2010-11.
- Fourteen of Georgia Tech's 17 teams were represented in NCAA postseason competition in 2021-22, including all eight women's teams for the first time in school history.
- Georgia Tech athletics' on-field achievements are coupled with great academic success, highlighted by the Yellow Jackets' most recent NCAA Graduation Success Rate coming in at a school-record 90%. In the NCAA's latest Academic Progress Rate (APR) data, 13 of Tech's 15 sports programs boast multi-year APR scores higher than the national average in their respective sports and 10-of-15 recorded a perfect single-year APR score of 1,000. Georgia Tech student-athletes have also recorded a mean grade point average of 3.0 or higher for eight-straight semesters.

What is a Faculty Athletic Representative?

- A Faculty Athletic Representative (FAR) is a member of the faculty at an NCAA-member institution and serves as a liaison between an institution and its Athletics Association. The FAR reports to President Cabrera
- In partnership with the Athletics Director, the FAR formulates and recommends institutional positions on NCAA legislation and other matters affecting intercollegiate athletics on the campus
- Key Duties at Georgia Tech:
 - Representing the Institute to the NCAA and ACC;
 - As a member of the GT eligibility certification team, ensuring student-athletes meet all NCAA, conference, and institutional requirements for eligibility
 - Serving as the Vice Chair of the GTAA Board of Trustees, and Vice Chair Alexander-Tharpe Fund board of directors
 - Serving on the GTAA Committee on Academics
 - Interacting with Student Athlete Advisory Board (SAAB)
 - Participating as required in institutional & NCAA investigations of allegations of rules violations.



What is *your* Faculty Athletic Representative?

- I represent the interests of the student-athletes and ensure that they are *students first* and that the competitive athletic experience complements their education.
 - I am a resource outside of the athletic department that our student athletes can come to for help navigating their student experience and ensure that their athletic pursuits augment their scholastic and professional development goals.
 - Towards these goals, I serve as a communication pathway between our faculty and our STUDENT-athletes, and those staff that support them, to ensure mutual understanding and respect of our overall mission of excellence at Georgia Tech.
- I am working on initiatives build bridges between athletics, faculty and staff:
 - Creation of a Faculty and Staff Athletics Advisory Board.
 - Developing new opportunities for faculty and staff engagement in athletics and the student-athlete experience.
 - Visiting faculty meetings with Student Athletes

Academic Support Leadership and Oversight

GTAA Board of Trustees Committee on Academics

- Chair: Dr. Jonathan Clarke, Associate Professor, Senior Associate Dean of Programs, Scheller College of Business
- FAR is a member

Athletic Academic Steering Committee

- Chair: Dr. Steven Girardot, Vice Provost for Undergraduate Education
- FAR is a member

GTAA Leadership (where the heavy lifting is done!)

- Phyllis Labaw, Associate Athletic Director for Student Services
- Chris Breen, Director of Academic Services
 - *Large team of staff supporting every sport and student-athlete*

GTAA Strategic Plan

At Georgia Tech we are dedicated to developing student-athletes who will achieve extraordinary things. We create service-oriented, professionally prepared individuals who thrive in academics, athletics, and the pursuit of lifelong learning. They are our Everyday Champions.

Areas of Strategic Focus:

- **Champion Academic Excellence** - Empower student-athletes to thrive academically and graduate from the Institute.
- **Achieve Competitive Excellence** - Compete for ACC and NCAA championships in every sport.
- **Build Everyday Champions** – Strengthen our culture of well-being and create an environment of holistic learning where all student athletes can grow and learn to lead healthy, purposeful, impactful lives.
- **Expand Recruiting Operations** - Identify and engage elite recruits who align with the mission of Georgia Tech Athletics.
- **Enhance Resource Development** - Develop responsible innovative strategies to strengthen and enhance the resources needed for student-athletes to achieve academic and athletic excellence.
- **Cultivate Community and Engagement** - Champion the “Power of the Huddle” by living the ideals of diversity, equity, inclusion, access, and collaboration.

Current Athletics Rankings

Football

- 5-7, 4-4 ACC
- 4th place in ACC Coastal Division

Volleyball

- 20-7, 13-5 ACC
- National Rank: No. 13
- 3rd place in ACC

Cross Country

- Women placed 6th in South Region
- Men placed 7th in South Region

Men's Basketball

- 4-2

Women's Basketball

- 4-2

Golf

- Ranked No. 10 nationally

Swimming & Diving

- Men: 5-2
- Women: 5-2

Baseball

- 2023 Opener: Feb. 17-19 vs. Miami (Ohio)

Softball

- 2023 Opener: Feb. 10-12 – Buzz Classic (UConn, North Texas, St. Francis, UIC)

Track and Field

- Season Opener: Friday at Clemson

Men's Tennis

- Season complete
- GT Fall Invite
 - Andres Martin – individual champion (3-0)

Women's Tennis

- Season complete
- ITA National Fall
 - Carol Lee advanced to national semifinals
 - Lee and Kate Sharabura advanced to Round of 32

2021-2022 NCAA Postseason: 14 Teams

14 of Georgia Tech's 17 teams were represented in the NCAA postseason, including all 8 women's teams for the first time in school history.



BASEBALL



WOMEN'S
BASKETBALL



MEN'S
CROSS COUNTRY




WOMEN'S
CROSS COUNTRY



GOLF



SOFTBALL



MEN'S
SWIMMING & DIVING



WOMEN'S
SWIMMING & DIVING



MEN'S
TENNIS



WOMEN'S
TENNIS



MEN'S INDOOR
TRACK & FIELD



WOMEN'S INDOOR
TRACK & FIELD



WOMEN'S OUTDOOR
TRACK & FIELD



VOLLEYBALL

2021-2022 Top 25 Finishes



VOLLEYBALL

NO. 8 NATIONALLY

NCAA ELITE 8; SECOND ELITE 8 APPEARANCE IN PROGRAM HISTORY



GOLF

NO. 10 NATIONALLY

NCAA REGIONAL CHAMPION; T-12TH AT NCAA CHAMPIONSHIPS



MEN'S SWIMMING & DIVING

21ST AT NCAA CHAMPIONSHIPS



BASEBALL

NO. 21 NATIONALLY (RPI)
NCAA REGIONAL FINALIST



SOFTBALL

NO. 23 NATIONALLY (RPI)

FIRST NCAA TOURNAMENT APPEARANCE SINCE 2012; FIRST NCAA TOURNAMENT WIN SINCE 2010

2021-22 All-Americans

OVER THE PAST TWO YEARS (2020-21 & 2021-22), 37 GEORGIA TECH STUDENT-ATHLETES HAVE EARNED A TOTAL OF 46 ALL-AMERICA HONORS, UP FROM 17 STUDENT-ATHLETES EARNING A TOTAL OF 25 ALL-AMERICA HONORS OVER THE PREVIOUS TWO FULL YEARS (2017-18 and 2018-19).



NICOLE FEGANS
WOMEN'S INDOOR TRACK & FIELD
2nd Team
(3000m)
Major: Business
Administration



JAHMYR GIBBS
FOOTBALL
2nd Team
Major: Literature,
Media and
Communications



ANDREW JENKINS
BASEBALL
2nd Team
Major: Business
Administration



CHANDLER SIMPSON
BASEBALL
2nd Team
Major: Business
Administration



CHRISTO LAMPRECHT
GOLF
3rd Team
Major: Business
Administration



JULIA BERGMANN
VOLLEYBALL
1st Team
Major: Physics



KYLIE BILCHEV
WOMEN'S TENNIS
1st Team
(Doubles)
Major: Biology



MARIANA BRAMBILLA
VOLLEYBALL
1st Team
Major: Business
Administration



CHRISTIAN FERRARO
MEN'S SWIMMING & DIVING
1st Team (200 Fly)
Major: Chemical &
Biomolecular
Engineering



AVA HRASTAR
WOMEN'S TENNIS
1st Team
(Doubles)
Major: Business
Administration



LORELA CUBAJ
WOMEN'S BASKETBALL
Honorable Mention
Major: Master's —
International Security
(Undergraduate:
Business
Administration)



BARTLEY FORRESTER
GOLF
Honorable Mention
Major: Business
Administration



MATTI MCKISSOCK
VOLLEYBALL
Honorable Mention
Major: Business
Administration



MERT KILAVUZ
MEN'S SWIMMING & DIVING
Honorable Mention
Major: Business
Administration



CAROL LEE
WOMEN'S TENNIS
1st Team
(Doubles)
Major: Business
Administration



KEVIN PARADA
BASEBALL
1st Team
Major: Business
Administration



CAIO PUMPUTIS
MEN'S SWIMMING & DIVING
1st Team
(200 Breast)
Honorable Mention
(100 Breast)
Honorable Mention
(200 IM)
Major: Business
Administration



KATE SHARABURA
WOMEN'S TENNIS
1st Team
(Doubles)
Major: Biology

ACC Awards

NICOLE FEGANS

ACC CHAMPION

WOMEN'S INDOOR TRACK & FIELD
3000M
3-TIME ACC CHAMPION



JULIA BERGMANN

ACC PLAYER OF THE YEAR

VOLLEYBALL



ANDREW JENKINS

**ACC SCHOLAR-ATHLETE
OF THE YEAR**

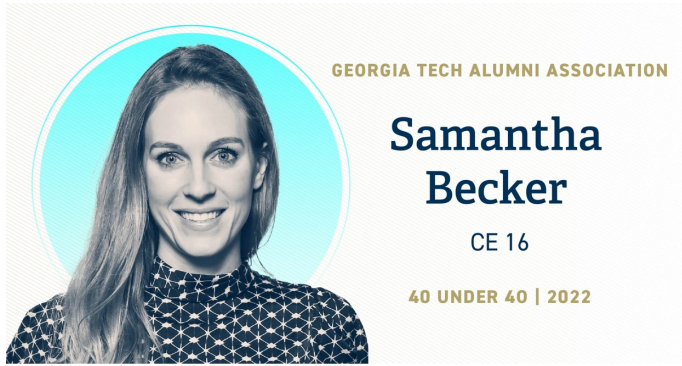
BASEBALL



GEORGIA TECH[®]

GT Student Athlete Alumni Success

40 Under 40



Cofounder | TruePani



Chief Operations Officer | restor3d, Inc.



Athletics Director | Clemson University

Jackets Without Borders

- In May 2022, Jackets Without Borders, Georgia Tech athletics' award-winning international service program, made its first trip in three years, as 16 student-athletes and four staff members traveled to Villa del Rio, Puerto Rico to continue hurricane rehabilitation efforts following the storms that devastated the island in 2017.
- Founded in 2017, the 2022 Jackets Without Borders trip marked JWOB's third trip to Villa del Rio, as the community continues to rebuild from the effects of Hurricanes Irma and Maria in 2017. Prior to the trips to Villa del Rio, the initial Jackets Without Borders project took place in Cartago, Costa Rica in 2017, where Georgia Tech's student-athletes and staff assisted in building a multi-use sports court for a K-12 school.
- In 2019, Jackets Without Borders was the recipient of the Atlantic Coast Conference's prestigious Game Changers Award as the ACC's top service initiative of the year.
- The 2022 Jackets Without Borders trip was the first to be entirely funded without Georgia Tech athletics department operational funds, as funds for the \$40,000 trip were raised entirely by participating student-athletes, teams and generous donors.



Compliance

- The compliance office is primarily responsible for executing the comprehensive compliance program in order to appropriately educate constituents, provide interpretations, and prevent violations of applicable NCAA, ACC, Institute, and GTAA rules.
- The office aims to foster a culture of compliance and institutional control that promotes the mission and values of the GTAA. Constituents include all individuals associated with the GTAA – prospective student-athletes, current student-athletes, coaches, GTAA staff, Georgia Tech faculty and staff, and representatives of athletics interests, or boosters.



Eligibility

- Be an academic qualifier and certified as an amateur with the NCAA Eligibility Center
- Must always be enrolled as a full-time GT student (i.e. 12 hours)
- Seasons of eligibility*
 - 5 years, 4 seasons
 - Football only - May play in 4 games & redshirt
- Transfer
 - May only transfer one-time as an undergraduate and be eligible to play immediately;
 - Written notification of transfer and completion of the NCAA educational module required prior to going in to the transfer portal;
 - Financial aid may be terminated upon entry to the transfer portal.
- Graduate/second Baccalaureate student must pass 6 hours each semester

*COVID-19

Eligibility

Credit Hour Requirements		
6 hours every semester	18 hours between previous 2 full-time semesters – Fall and Spring	24 hours after first 2 semesters plus summer completed
**FB Only – must pass 9 hours in the fall		
Percentage Towards Degree		
After 4 full-time semesters - Completed 40% of your degree	After 6 full-time semesters - Completed 60% of your degree	After 8 full-time semesters - Completed 80% of your degree
GPA Requirement		
1.80 GPA after 2 nd and 3 rd semesters	1.90 GPA after 4 th and 5 th semesters	2.00 GPA after 6 th semester until graduation

Fall 2021 & Spring 22 Student-Athlete Academic Summary



Academic Success: 2021-2022

MEAN GRADE POINT AVERAGE FOR STUDENT-ATHLETES

FALL SEMESTER

3.02

SPRING SEMESTER

3.05

- GEORGIA TECH STUDENT-ATHLETES HAVE POSTED A 3.0 MEAN GPA OR HIGHER FOR 8-STRAIGHT SEMESTERS
- 62% OF STUDENT-ATHLETES HAD AN INDIVIDUAL GPA OF 3.0 OR HIGHER
- 48% OF STUDENT-ATHLETES EARNED DEAN'S LIST OR FACULTY HONORS DESIGNATION

MEAN GRADE POINT AVERAGE FOR FIRST-YEAR STUDENT-ATHLETES

FALL SEMESTER

3.06

SPRING SEMESTER

3.03

9 OF TECH'S 13 TEAMS HAD TEAM GPAs OF 3.0 OR HIGHER[^]

HIGH WOMEN'S TEAM GPA

WOMEN'S SWIMMING & DIVING

3.49

HIGH MEN'S TEAM GPA

MEN'S CROSS COUNTRY/TRACK & FIELD

3.43 (TEAM RECORD)

Everyday Champions in the Classroom: Fall 2021

- **418:** # of student-athletes in Fall 21 (410 in Spring 21)
- **3.02:** mean GPA for all student-athletes (Fall 20 & Spring 21 @ 3.10 mean GPA)
- **7:** consecutive semesters with 3.00 mean GPA for all student-athletes
- **60:** % of our student-athletes earned at or greater than a 3.0
- **48:** % earned Dean's List or Faculty Honors designation
- **11:** # of teams with a 3.00+ team GPA for Fall 21
- **ALL:** # of women teams that earned a 3.00 or higher team GPA
- **2:** # of teams that recorded highest semester team GPA to date
 - **MTC @ 3.33, WTC @ 3.40**
- **145** female student-athletes earned a mean GPA of 3.34 (Fall 20 @ 3.31/Spring 21 @ 3.31)
- **273** male student-athletes earned a mean GPA of 2.84 (Fall 20 @ 3.00/Spring 21 @ 2.96)
- **1ST year student-athletes** (25% of total) earned a **3.06** mean GPA (Fall 20 @ 3.20/Spring 21 @ 3.15)
- **3.46:** top academic team GPA: Women's Swimming & Diving (4th consecutive semester earning top spot)
- **3.33:** top academic Men's team GPA: Men's Track/Cross Country (record high team GPA)
- **11:** % of student-athletes earning less than a 2.0 & **1:** # of student-athletes dismissed
- **2.68:** mean GPA for appeal student-athletes (35% of total) – (Fall 20 @ 2.86/Spring 21 @ 2.76)

Tweeting our Success: Fall 2021



Todd Stansbury @GTToddStansbury · Dec 22, 2021
 SO PROUD of @GTSwimDive's Cale Russell, Kyle Barone and Nicole Williams — 1st place in @gtcreatex Fall 2021 Idea to Prototype Showcase! #EverydayChampions competing and WINNING at the highest levels athletically and academically. CONGRATS! 🏆🏆🏆
 #WeCanDoThat
 #TogetherWeSwarm



Ga Tech Swim & Dive @GTSwimDive · Dec 22, 2021
 We win in the pool. 🏊
 We win out of the pool. 📖
 Name a time and place, we'll win there too! 🏆
 📱 : buzz.gt/createx



GT School of Literature, Media, and Communicat... · Dec 17, 2021
 Congrats to @STG_Yeh1 and @RiqSanity who will graduate tomorrow with their LMC degrees 🎓 both have declared for the 2022 @NFL draft and we can't wait to follow their professional careers! 🏈
 #IGotOut #Classof2021 @GeorgiaTechFB @GTathletics @GTliberalarts



Georgia Tech Yellow Jackets @GTathletics · Dec 19, 2021
 I'm a Ramblin' Wreck from Georgia Tech **graduate**, and a hell of an engineer 🏈
 #GT21 /// #TogetherWeSwarm



Georgia Tech and 6 others



Georgia Tech Yellow Jackets @GTathletics

23 student-athletes will receive degrees during @georgiatech's Fall 2021 commencement ceremonies this weekend at Bobby Dodd Stadium 🎓

The graduating student-athletes were honored today during the semi-annual athletics' graduation brunch #TogetherWeSwarm



ramblinwreck.com
 2021 Fall Graduation

Everyday Champions in the Classroom: Spring 2022

- **399:** # of student-athletes in Spring 22 (418 in Fall 21)
- **3.05:** mean GPA for all student-athletes (Fall 21 @ 3.02 mean GPA)
- **8:** consecutive semesters with 3.00 mean GPA for all student-athletes
- **62:** % of our student-athletes earned at or greater than a 3.0
- **48:** % earned Dean's List or Faculty Honors designation
- **9:** # of teams with a 3.00+ team GPA for Spring 22
- **1:** # of teams that recorded highest semester team GPA to date
 - **MTC @ 3.35**
- **139** (35%) female student-athletes earned a mean GPA of 3.33 (Fall 21 @ 3.34)
- **260** (65%) male student-athletes earned a mean GPA of 2.88 (Fall 21 @ 2.84)
- **1ST year student-athletes** (25% of total) earned a **3.03** mean GPA (Fall 21 @ 3.06)
- **3.49:** Top academic team GPA: Women's Swimming & Diving (5th consecutive semester @ top spot)
- **3.35:** top academic Men's team GPA: Men's Track/Cross Country (record high team GPA)
- **11:** % of student-athletes earning less than a 2.0 & **0:** # of student-athletes dismissed
- **2.67:** mean GPA for appeal student-athletes (35% of total) – (Fall 21 @ 2.68)

Tweeting our Success: Spring 2022



Todd Stansbury @GToddStansbury · May 4
Check out this list of majors for the 76 @GTathletics student-athletes that will graduate from @GeorgiaTech this weekend! Congratulations to these #EverydayChampions! 🏆 🐝 #TogetherWeSwarm

🔗: buzz.gt/Grad-Spring22

The 76 graduates include student-athletes from 18 different undergraduate majors (aerospace engineering; architecture; biology; biomedical engineering; business administration; chemical and biomolecular engineering; civil engineering; civil and environmental engineering; computational media; computer science; economics; history, technology and society; industrial design; industrial engineering; literature, media and communication; mechanical engineering, music technology; psychology) and six different master's degree programs (building construction; health systems; industrial engineering; public policy; quantitative and computational finance; real estate development).



Georgia Tech Yellow Jackets @GTathletics · May 5
76 student-athletes will participate in the @GeorgiaTech Spring 2022 commencement ceremonies this weekend at Bobby Dodd Stadium.

Among the group of graduates is three-time MLB all-star @teixeiramark25

#GT22 🐝



ramblinwreck.com

76 Student-Athletes to Graduate from Georgia Tech This Weekend
Commencement ceremonies to be held at Bobby Dodd Stadium on Friday and Saturday



Georgia Tech Yellow Jackets Retweeted

Georgia Tech Men's Basketball @GTMBB · May 7
So incredibly proud of our athletes who have officially graduated and earned their degree!! 🐝

#TogetherWeSwarm



Jordan Usher and 3 others

2

19

198



Georgia Tech Yellow Jackets Retweeted

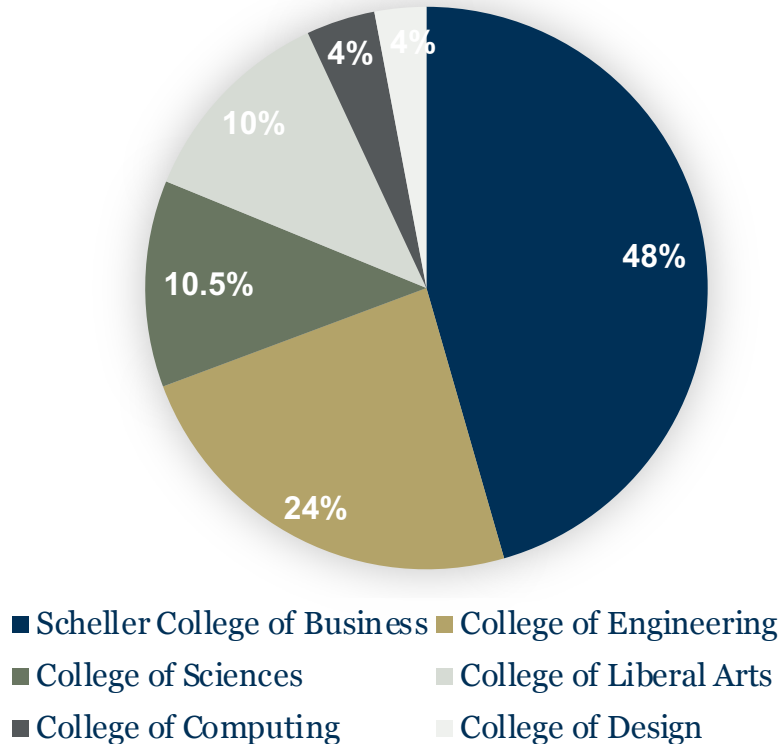
Georgia Tech Alumni @gtalumni · May 5
Nicole Fegans, BA 22, will leave Georgia Tech this spring as the most accomplished distanced runner in Georgia Tech history. Read her reflection on how running has transformed her life: ow.ly/bUne50IYHgV



Spring 22: Major Distribution

399 Student-Athletes
260 Men (65%) & 139 Women (35%)

Major Distribution



**72% of SAs majoring in College of Business
or College of Engineering**



Scheller College of Business: 192 SAs (48%)

College of Engineering: 96 SAs (24%)

College of Sciences: 42 SAs (10.5%)

College of Liberal Arts: 39 SAs (10%)

College of Design: 15 SAs (4%)

College of Computing: 15 SAs (4%)

Additional Points on Major Pursuit: Spring 22

- Business remains top major for all student-athletes at 48% (45.5% Fall 21)
- Business is top major for male student-athletes: 48% (45.5% Fall 21)
- 72% of our student-athletes are majoring in Business & Engineering
- Business & Engineering are now top majors for male & female student-athletes
- Top College/Majors for our 260 Male Student-Athletes:
 - #1 Business (56.5%)
 - #2 Engineering (21%)
 - #3 IAC (10%)
 - **77.5%** of our Male SA's are Business & Engineering majors
- Top College/Majors for our 139 Female Student-Athletes:
 - #1 Business (32%)
 - #2 Engineering (30%)
 - #3 Sciences (24%)
 - **62%** of our Female SA's are Business & Engineering majors
 - **86%** of our Female SA's are pursuing majors in Business, Sciences & Engineering

Spring 22 Women: Additional Points

- 5 of 6 women's teams earned a 3.0 or higher (WSB, WSWD, WTC, WTE & WVB)
- WSWD earned top academic team for all sports (5th consecutive semester) with a 3.49 team GPA. 45% of team pursuing Engineering. 83% earned ≥ 3.0 for the term with 72% FH & DL honorees. 1st year student-athletes outperformed team with a 3.69 mean GPA
- 23rd consecutive semester WSB earned a team mean GPA of 3.0 or higher
- Mean GPA for 139 women @ 3.33 (Fall 21 3.34)
- Spring 22 post-season teams of WSB, WTC, WTE have > 3.0 team GPA
- 2 women's team trended downward (WBB & WTC – still @ > 3.00)
- 79% of women earned ≥ 3.0 with 67% earning FH or DL honors
- 1st year women @ 3.33 (n=37) vs Fall 21 @ 3.44 (n=38)
- 38 female appeal student-athletes earned a 3.12 mean GPA

Spring 22 Men: Additional Points

- 4 of 7 men's teams earned a 3.0 or higher (MBA, MGO, MTC, MTE) with MTC @ record GPA of 3.35
- MTC earned top academic team for men with 79% of team @ 3.0 or higher & 67% FH & DL honorees. 91% Business, Engineering & CS majors. 1ST year student-athletes outperformed team with a 3.69 mean GPA
- Mean GPA for 260 men @ 2.88 (Fall 21 2.84)
- Spring 22 post-season teams of MBA, MGO, & MTE have > 3.0 team GPA
- 3 men's team trended downward (MBA still @ > 3.0, MBB < 2.00, MSWD)
- 50% of men earned ≥ 3.0 with 38% earning FH or DL honors
- 1st year men @ 2.80 (n=64) vs Fall 21 @ 2.82 (n=65)
- 98 male appeal student-athletes earned a 2.50 mean GPA

Academic Team Records Fall 21-Spr 22

TOP ACADEMIC TEAM (MEN):
MEN'S TRACK/CROSS COUNTRY - 3.35



TOP ACADEMIC TEAM (WOMEN):
SWIM & DIVE - 3.49



OVERALL TOP ACADEMIC TEAM:
WOMEN'S SWIM & DIVE - 3.49



Historical Review of Mean GPA'S: Fall 15 - Spring '22

SEMESTER	# Student-Athletes	Student-Athlete GPA (All Teams)	Top Academic Team	# 1 st Year Student-Athletes & 1 st Year GPA *JSJ began Sum 2016	# Appeal Student-Athletes and Appeal GPA	# Probation/ # Dismissed or #Review
Spring 22	399	3.05	WSWD-3.49	101 – 3.03	136 – 2.67	10/1
Fall 21	418	3.02	WSWD-3.46	103 - 3.06	146 – 2.68	14/1
Spring 21	410	3.10	WSWD-3.64	110 – 3.15	141 – 2.76	14/0
Fall 20	424	3.10	WSWD-3.60	113 – 3.20	136 – 2.86	5/0
Spring 20	405	3.23	WSWD-3.59	113 – 3.27	129 – 2.93	3/0
Fall 19	419	3.00	MTE-3.34	106 – 3.04	117 – 2.63	8/0
Spring 19	400	3.00	WSWD-3.37	111 - 2.81	93 – 2.58	11/1
Fall 18	411	3.00	WSWD-3.36	113 – 2.84	97 – 2.57	8/0
Spring 18	387	2.90	WSWD-3.48	124 – 2.91	102 – 2.57	10/1
Fall 17	417	2.90	MTE-3.41	126 – 2.96	104 – 2.51	4/0
Spring 17	364	3.00	WSB-3.25	107 – 2.81	81 – 2.57	2/0
Fall 16	406	2.88	WSB-3.20	113 – 2.75	82 – 2.60	6/0
Spring 16	363	3.00	WSB-3.30	98 – 2.95	78 – 2.57	9/2
Fall 15	377	2.93	WTC-3.30	104 – 2.95	77 – 2.47	5/0

Spring 22 Semester Team GPAs - Men

	Spring 2022	Fall 2021	Spring 2021	Fall 2020	Spring 2020	Fall 2019	Spring 2019	Fall 2018	Spring 2018	Fall 2017	Spring 2017	Fall 2016	Spring 2016	Fall 2015	Spring 2015	Fall 2014	Spring 2014	Fall 2013	Spring 2013	Fall 2012	Spring 2012	Fall 2011	Spring 2011	Fall 2010
MBA	3.05	3.17	3.43*	3.42	3.40	3.17	2.94	3.00	2.87	2.87	3.04	2.85	3.02	2.97	3.17	3.04	2.93	2.89	2.71	2.70	2.84	2.64	2.71	3.02
MBB	1.87	2.31	2.29	2.71	2.63	2.39	2.45	2.40	2.30	2.51	2.50	2.89	1.87	2.18	2.63	2.32	2.43	2.47	2.59	2.70	2.65	2.56	2.36	2.46
MFB	2.71	2.53	2.70	2.66	3.00	2.49	2.62	2.66	2.69	2.55	2.69	2.47	2.81	2.57	2.72	2.74	2.65	2.41	2.58	2.54	2.48	2.47	2.56	2.22
MGO	3.16	3.01	3.29	3.40	3.03	2.89	2.83	2.92	3.03	3.01	2.91	2.80	3.28	3.19	3.38	3.17	3.34	3.18	3.31	3.39	3.57	3.32	3.23	3.25
MSWD	2.97	3.03	3.28	3.23	3.46	3.16	3.17	3.05	3.14	3.10	3.05	2.82	3.10	3.15	3.12	3.33	3.26	3.07	3.35	3.27	3.15	3.21	3.20	3.26
MTC	3.35*	3.33*	3.19	3.30	3.25	3.02	2.83	2.99	2.79	3.00	3.22	3.19	3.16	3.06	3.03	3.11	3.05	2.95	2.91	3.09	3.05	3.07	3.14	3.19
MTE	3.06	3.06	3.26	3.25	3.48	3.34	3.28	3.35	3.08	3.41	3.16	3.19	3.14	2.90	2.89	3.23	3.23	3.26	3.00	2.91	3.02	3.43	3.21	3.15

*Record GPA

Spring 22 Semester Team GPAs - Men

TEAM	# Student-Athletes Spring '22	FALL '21/SPR '22 TERM GPA
MBA	43	3.17/3.05
MBB	17	2.31/1.87
MFB	114	2.53/2.71
MGO	11	3.01/3.16
MSWD	29	3.03/2.97
MTE	7	3.06/3.06
MTC	39	3.33/3.35
Total	260	2.84/2.88

Spring 22 Semester Team GPAs - Women

	Sprin g 2022	Fall 2021	Sprin g 2021	Fall 2020	Sprin g 2020	Fall 2019	Sprin g 2019	Fall 2018	Sprin g 2018	Fall 2017	Sprin g 2017	Fall 2016	Sprin g 2016	Fall 2015	Sprin g 2015	Fall 2014	Sprin g 2014	Fall 2013	Sprin g 2013	Fall 2012	Sprin g 2012	Fall 2011	Sprin g 2011	Fall 2010
WBB	2.82	3.00	2.79	2.81	3.31	2.80	2.72	2.73	2.70	2.75	3.03	2.96	3.00	2.96	2.73	2.94	2.05	2.32	2.63	2.72	3.04	2.78	2.28	2.65
WSB	3.29	3.28	3.13	3.16	3.37	3.17	3.07	3.07	3.06	3.25	3.25	3.20	3.30	3.22	3.28	3.13	3.14	3.00	3.04	3.25	3.16	3.05	3.18	3.25
WSWD	3.49	3.46	3.64*	3.60	3.59	3.21	3.37	3.36	3.48	3.07	3.11	2.99	3.27	3.13	3.22	3.17	3.24	3.02	3.24	3.13	3.24	3.16	3.11	3.17
WTC	3.32	3.40*	3.36*	3.32	3.31	3.16	3.13	3.13	3.14	3.29	3.23	3.15	3.15	3.30	3.17	3.21	3.20	3.26	3.24	3.13	3.11	2.99	3.03	2.99
WTE	3.48	3.31	3.23	3.28	3.49	3.18	3.28	2.88	2.65	2.65	2.88	2.71	2.70	2.72	3.14	3.07	3.53	3.09	3.32	3.55	3.72	3.59	3.38	3.51
WVB	3.38	3.34	3.36	3.45	3.47	3.16	3.19	3.20	2.82	2.82	3.22	3.13	3.01	2.97	3.10	3.37	3.20	3.35	3.34	3.40	3.36	3.51	2.95	3.04

*Record GPA

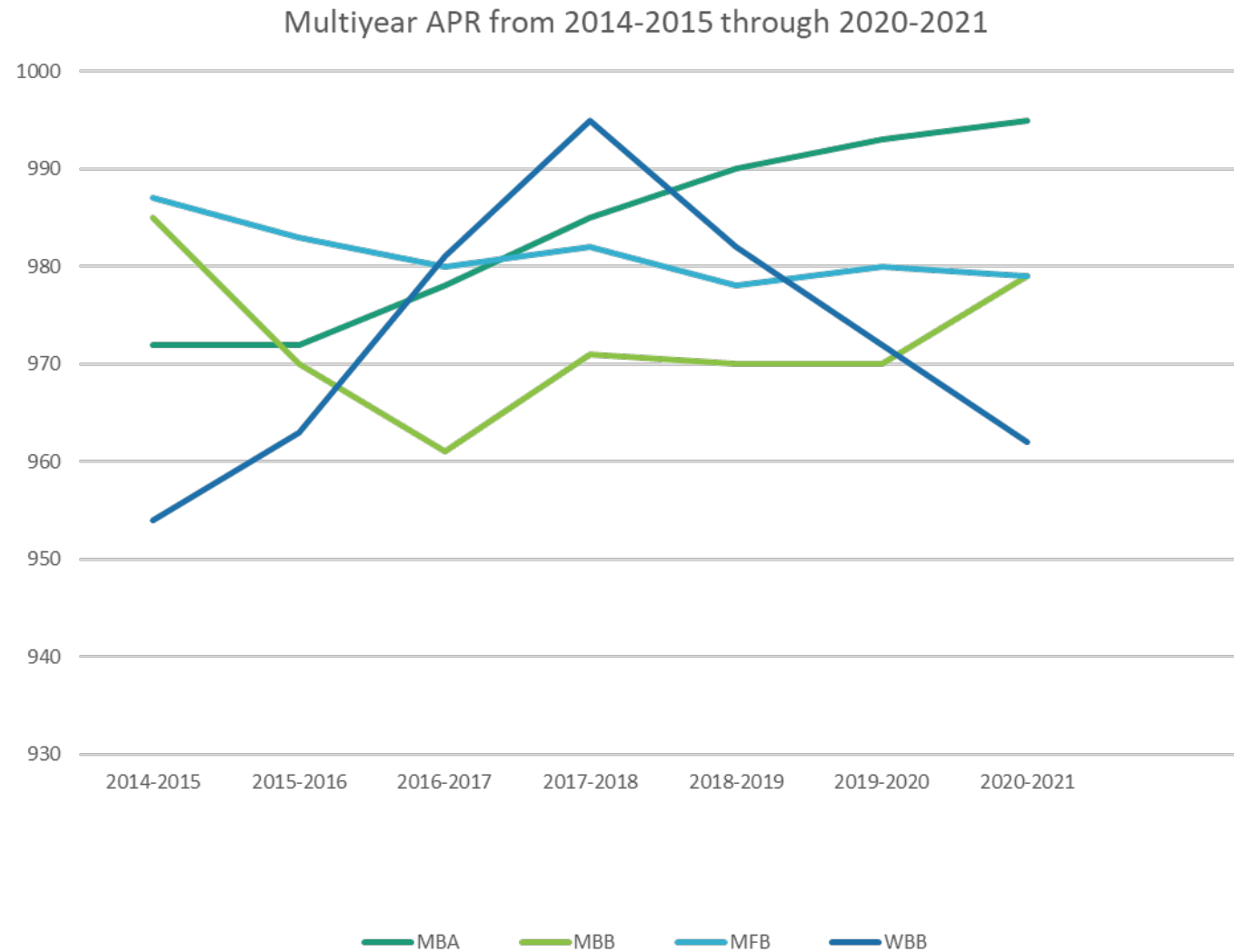
Spring 22 Semester Team GPAs - Women

Team	# of Student-Athletes Spring '22	FALL '21/SPR '21 Term GPA
WBB	14	3.00/2.82
WSB	24	3.28/3.29
WSWD	29	3.46/3.49
WTC	45	3.40/3.32
WTE	10	3.31/3.48
WVB	17	3.34/3.38
Total	139	3.34/3.33

Academic Progress Rate (APR)

- APR is an annual scorecard of academic achievement calculated for all NCAA Division I sports teams. It measures eligibility, graduation and retention each semester or academic term and provides a clear picture of the academic performance for each team in every sport. APR scores are measured on a scale of 1,000 with the threshold for penalties set at 930.
- In the latest data, 13 of Georgia Tech's 15 sports programs boast a multiyear APR higher than the national average in their respective sports. In all, seven of the Yellow Jackets' 15 sports have APRs at least 10 points higher than the national average – baseball (+18), men's track (+17), football (+15), men's tennis (+14), golf (+12), men's basketball (+11) and men's cross country (+10).
- Nine of Georgia Tech's 15 programs have multiyear APRs of 990 or higher, led by golf and men's tennis, who both have perfect multiyear APR scores of 1,000.
- Ten of Tech's 15 programs recorded a perfect single-year APR for 2020-21: baseball, men's basketball, men's cross country, women's cross country, golf, women's swimming and diving, men's tennis, men's track and field, women's track and field and volleyball. Remarkably, Georgia Tech golf has had a perfect APR score of 1,000 each of the 18 years since the metric was introduced.
- Men's golf has had a perfect APR score of 1,000 each of the 17 years since the metric was introduced. MBA has steadily improved since 2014-2015 from 972 to 995 with 3 consecutive multiyear scores in the 990's. MBB has reached record high of 979. MFB is above the national average

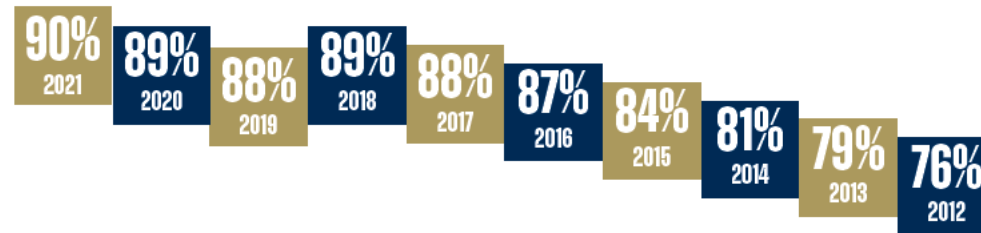
APR: 2015 Through 2021



NCAA Graduation Success Rate

- NCAA Graduation Success Rate (GSR) measures the success of an athletics department in graduating its student-athletes within a six-year period. Georgia Tech's GSR has steadily grown since 2012 (2006-2007 cohort) from **76% to 91%**.
- GSR also includes transfer students and mid-year enrollees in the sample.
- Student-athletes who leave an institution while in good academic standing before exhausting athletics eligibility are removed from the cohort of their initial institution.
- The GSR provides a more complete and accurate look at actual student-athlete success by taking into account the full variety of participants in Division I athletics and tracking their academic outcomes.

GEORGIA TECH SET A NEW SCHOOL RECORD WITH A 90% NCAA GRADUATION SUCCESS RATE IN 2021.



OF GEORGIA TECH'S 13^A SPORTS PROGRAMS:

4

HAVE A PERFECT 100% GSR

9

HAVE A GSR THAT IS HIGHER THAN OR
EQUAL TO THE NATIONAL AVERAGE FOR
THEIR SPORT

NCAA Graduation Success Rate

2011-12: 76%

2012-13: 79%

2013-14: 81%

2014-15: 84%

2015-16: 87%

2016-17: 88%

2017-18: 89%

2018-19: 88%

2019-20: 89%

2020-21: 90%

2021-22: 91%



CONGRATULATIONS TO OUR SPRING AND SUMMER 2022 GRADS!

Football

Tony Amerson
Bruce Beatty
Jamal Camp
TK Chimedza
Brent Cimaglia
Devin Cochran
Jack Coco
Thomas Cullwell
Dylan Deveney
Marquez Ezzard
Patrick Harris
Luke Johns
Austin Kent
Ryan Lantz
Will Marshall
Cole Neuber
Zach Owens
Myles Sims
Austin Smith
Jordan Yates

Men's Track & Field/

Cross Country

Henrik Anderson
Zack Jones
Cole Miller
William O'Rielly
David Reteneller

Women's Track & Field/

Cross Country

Nicole Fegans
Elizabeth Clay McKnight
Olivia Moore
Claire Moritz
Elizabeth Rice
Haley Unthank

Women's Tennis

Gia Cohen

Spirit Program

Peter Campfield
Landon Einsenhut
Rachel Epperson
Jolie Fouts
Kolbie Johnson
Erin McGinley
Morgan McGuinn
Jenny Miller
Audrey Morgan
Kira Pancha
Julie Shorey
Jarrett Torres
Kristen Wedegis
Isabelle Williams
Roni Winklejohn
Tori Winklejohn
Jackson Wydra

Women's Swimming & Diving

Kelsey Dekshenieks
Emily Graham
Cami Hidalgo
Jami Williams

Baseball

Jack Friedman
Colin Hall
Joseph Mannelly
Cole McNamee
John Medich

Men's Swimming & Diving

Kyle Barone
Christian Ferraro
Daniel Jacobs
Caio Pumputis
Clark Wakeland

Women's Basketball

Sarah Bates
Lotta-Maj Lahtinen

Softball

Kennedy Cowden
Ariella Jackson
Palmer Pinholster
Alexis Ray
Bailee Zeiter

Men's Basketball

Michael Devoe
Khalid Moore
Bubba (Donald) Parham
Jordan Usher

Men's Golf

Luka Karaulic
Ben Smith

Volleyball

Mikaila Dowd
Kayla Kaiser
Maddie Tippet



Key Metric of Success - 2022 Graduates

73% earn a B.S. in Business, Engineering, Computer Science

42% BUSINESS

- 42% Business Administration

32% ENGINEERING, C.S., SCIENCE

- 21% College of Engineering
- 10% Computer Science

15% DESIGN, LIBERAL ARTS

- 10% Ivan Allen College
- 5% College of Design

11% ADVANCED DEGREES

- 11% Master's Degree programs

80% have determined post-degree plans

65% EMPLOYMENT

- 33% Full Time Job
- 17% Professional Sport
- 15% Post-Grad Internship

15% CONTINUING EDUCATION

- 10% Post-Grad Transfer
- 5% Professional Education

20% CONSIDERING OPTIONS

- 12% Interviewing & job searching
- 8% Graduation Completion in Summer '22

Georgia Tech Athletic Association's JumpStart Jackets Virtual Edge
Supporting the first-year student-athletes



Program Description

Academic Skills (Module 1 and 2)

- Faculty communication
- Classroom etiquette
- Time management & study skills

Campus Community (Module 3)

- OSI
- Center for Academic Success
- Library Resources
- VIP & Create-X
- Office of Minority Education and Development

Total Person Program (Module 4)

- Leadership
- Nutrition
- Career development
- Mental health
- Sports medicine

Program Conclusion (Module 5)

- Survey and feedback

JUMPSTART JACKETS VIRTUAL EDGE

WHEN

June 7th - June 22nd
10:00 AM – 12:00 PM
Weekdays Only – Lunch Provided

CONNECT

<http://canvas.gatech.edu>
Login (GT username & password)

IMPORTANT DATES

June 6: Move In
June 7: JSJ Begins
June 7-8: Physicals
June 9-11: FASET Orientation
June 22: JSJ Ends
June 23: Classes Begin

EXPECTATIONS

- Block off class time 10-12 pm
- Be on time, dress appropriately
- Create a distraction free space
- Join on computers only
- All events are MANDATORY

SPECIAL EVENTS

WAFFLE HOUSE WEDNESDAY
Jun. 9: 8:30 AM Callaway Plaza

JUNETEENTH CELEBRATION
Jun. 18: 1-3 PM Tech Green

KICKBALL GAME / COOKOUT
Jun. 22: Time & Location TBD

GUEST SPEAKER RASHMI AIRAN
July 12: 7 PM – GT Library Theatre

Module 1: JSJ Alumni Welcome & Starting Strong @ GT // June 7-8

- Welcome by JSJ Student-Athlete Alumni
- Getting to Know Staff, Each Other, and Canvas Page
- How to Get Your Money - Shardonay Blueford, Compliance
- Growth Mindset - Samantha Gilmore, NY Mets

Module 2: Building Your Academic Profile // June 9-11

- Class Engagement with Professors & Peers – Dr. Bara Cola
- Starting Strong at GT - Dr. Gary Green
- Time Management - Fred Holloman, Academic Success
- GT Resources - Dr. Linda Green, Academic Success
- Transition to College - Ben Pinkasovic, LeadLit

Module 3: Campus Community // June 14-16

- Health Initiatives - Dr. Joi Alexander
- Office of Student Integrity - Ron Mazique
- Diversity, Inclusion & Equity - Dr. Keona Lewis
- Campus Recreation Center - Caroline Dotts
- Exploratory Advising - Stephanie Aluko
- SGA - Samuel Ellis, President and Ajanta Choudhury, VP

Module 4: Total Person Program // June 17-18, 21

- Career Development
- Mental Health & Sports Medicine
- RISE Training and Title IX/Sexual Assault
- Nutrition 101
- Student-Athlete Advisory Board

Module 5: Conclusion & Kickball Game // June 22

- Kickball Game
- Meet & Greet Cookout

CONTACT INFORMATION:

#TOGETHERWESWARM

Program Evaluation

Q1: On a scale of 1-10, please rate how you agree or disagree with the following statements:

<i>Statement</i>	<i>Mean</i>	<i>Std Dev</i>
Jumpstart Jackets made me feel more prepared and ready for the start of my online Georgia Tech classes.	9.08	2.02
Jumpstart Jackets helped me to get comfortable with using Canvas and Bluejeans.	9.36	1.60
Jumpstart Jackets helped me get to know other incoming freshmen student-athletes.	7.12	2.87
Jumpstart Jackets helped me get to know about the support and resources at my disposal on Georgia Tech's campus.	9.20	1.72

Student-Athlete Feedback

"Growth mindset because I learned a lot about myself"

"It was interesting to hear insight from an actual professor. It made me feel them (professors) feel more normal and easier to talk to"

"I enjoyed the presentation about nutrition. There was a lot of insight on how it can affect your performance"

"This program was great and I feel all incoming student-athletes should have to take it"

"I learned how I would have to take notes and write in my classes"

"The JSJ program was excellent in preparing us for our actual courses and introducing us to the GT online resources"

"10/10 - keep doing it!"

"The Q&A with other student-athletes because it allowed me to view their perspective which will be very similar to my own"

"The pandemic did not stop this program from being super informative and helpful"

**OUR STUDENT-ATHLETES ARE
HERE FOR A WORLD-CLASS
EDUCATION. THEY VALUE THEIR
GEORGIA TECH DEGREES AND
COME BACK TO COMPLETE THEM!**

Follow us on our Social Media



@GTAcademics



GTAcademics

Questions/Suggestions Regarding GT Athletic Association?

Jenna Jordan

Faculty Athletics Representative

Associate Professor and Associate Chair

Sam Nunn School of International Affairs

jenna.jordan@inta.gatech.edu